FINANCIAL STATEMENTS HIGHLIGHTS – BANK

Gross income
Rs. Bn.

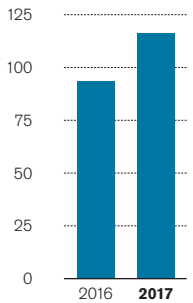

24.10%
2017: Rs. 115.594 Bn.
2016: Rs. 93.143 Bn.

Net interest income (NII)
Rs. Bn.

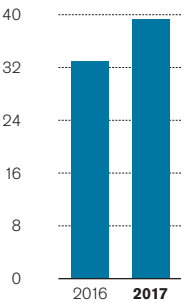

18.89%
2017: Rs. 39.023 Bn.
2016: Rs. 32.824 Bn.

Net fee and commission income
Rs. Bn.

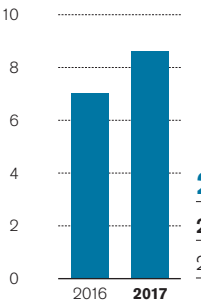

22.62%
2017: Rs. 8.602 Bn.
2016: Rs. 7.016 Bn.

Profit before tax
Rs. Bn.

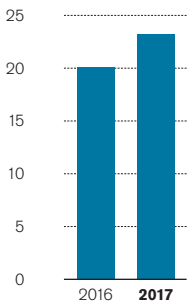

15.62%
2017: Rs. 23.183 Bn.
2016: Rs. 20.051 Bn.

Profit after tax
Rs. Bn.

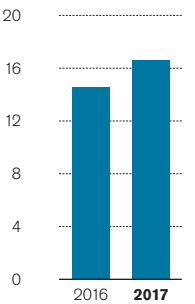

14.25%
2017: Rs. 16.581 Bn.
2016: Rs. 14.513 Bn.

Basic earnings per share
Rs.

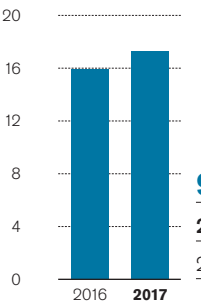

9.17%
2017: Rs. 17.26
2016: Rs. 15.81

Total assets
Rs. Bn.

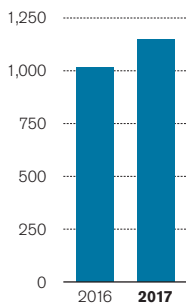

12.96%
2017: Rs. 1,143.374 Bn.
2016: Rs. 1,012.201 Bn.

Loans and receivables to other customers
Rs. Bn.

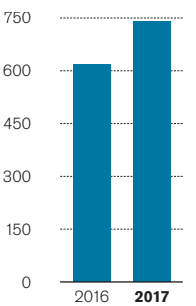

19.71%
2017: Rs. 737.447 Bn.
2016: Rs. 616.018 Bn.

Due to other customers
Deposits from customers
Rs. Bn.

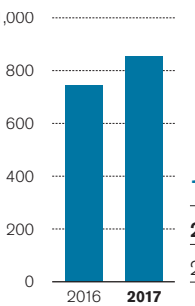

14.95%
2017: Rs. 850.128 Bn.
2016: Rs. 739.563 Bn.